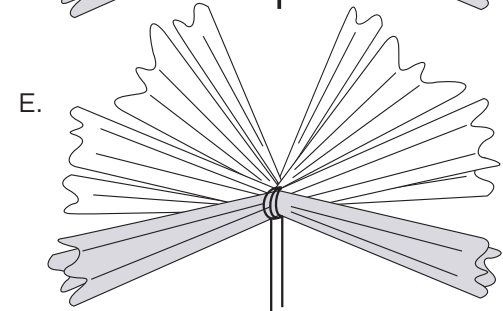
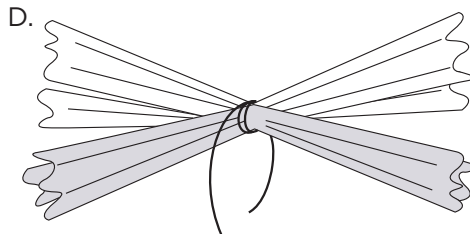
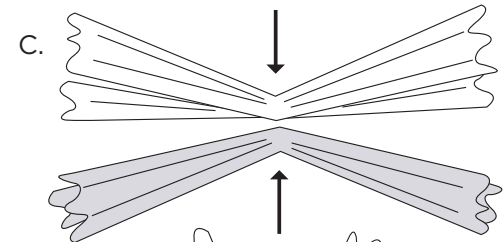
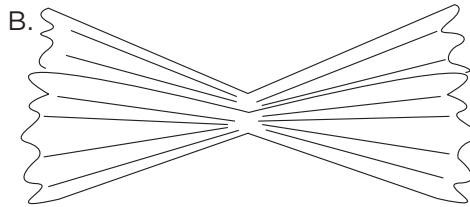



# FIESTA FLOWER FLARE

how-to ideas!



## MATERIALS NEEDED:

Fuchsia Paper Ribbon • Sea Green (aka Pool) Paper Ribbon • Floral Wire/Tape Kit  
Scissors • Ruler • Pencil (optional) • Safety Pins

## INSTRUCTIONS:

For both colors, fold 3 1/2" lengths of paper ribbon back and forth 8x accordion style. Use Diagram A to cut out shape through all layers. Cinch and gather fuchsia petals and pool petals at their centers (Diagram B). Layer fuchsia petals on top of pool petals in a tight bunch (Diagram C). Cut floral wire in half. Using half of the wire, Place petal bunch at center of wire and cross and wrap wire twice around (Diagram D). Fan and fluff petals upward arranging into a flower shape (Diagram E). Wrap exposed wire with floral tape beginning at the base of the flower. Cut to desired length (optional). Place open safety pin along length of stem near base of flower and wrap in place with floral tape, creating flare for your outfit!